



THE BEACH TOWNS OF PALM BEACH COUNTY

FLORIDA

JUNO BEACH TO DELRAY BEACH

PALM BEACH TOWNS

SINGLE-FAMILY HOMES

Luxury Benchmark Price¹: **\$1,000,000**

LUXURY INVENTORY VS. SALES | JUNE 2025

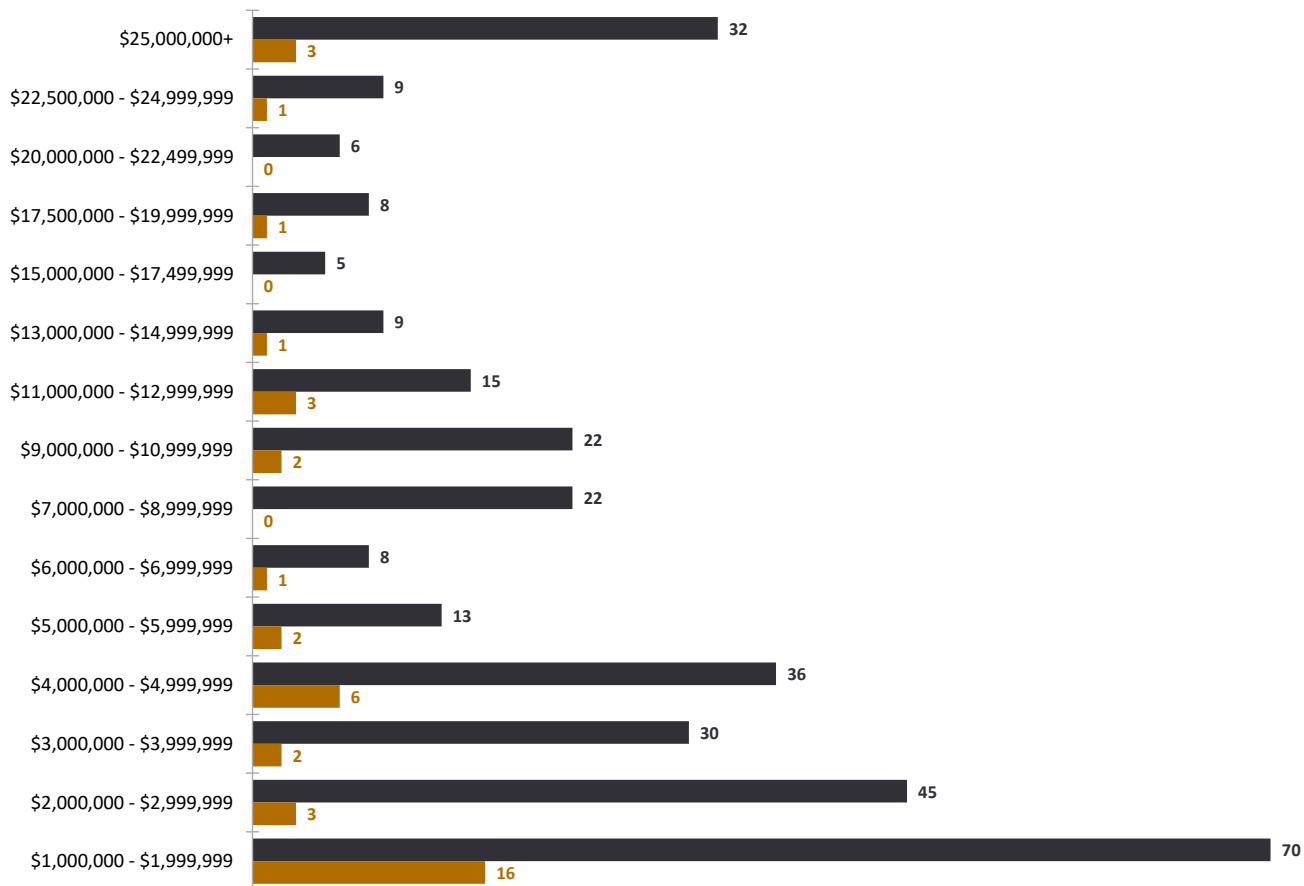
Total Inventory: **330**

Total Sales: **41**

Total Sales Ratio²: **12%**

Balanced Market

Inventory Sales



| Square Feet ³ -Range- | Price -Median Sold- | Beds -Median Sold- | Baths -Median Sold- | Sold -Total- | Inventory -Total- | Sales Ratio -Sold/Inventory- |
|-------------------------------------|------------------------|-----------------------|------------------------|-----------------|----------------------|---------------------------------|
| 0 - 1,999 | \$1,450,000 | 3 | 2 | 7 | 57 | 12% |
| 2,000 - 3,499 | \$1,642,500 | 4 | 4 | 16 | 110 | 15% |
| 3,500 - 4,999 | \$7,425,000 | 4 | 5 | 12 | 84 | 14% |
| 5,000 - 6,499 | \$4,426,950 | 5 | 7 | 4 | 31 | 13% |
| 6,500 - 7,999 | NA | NA | NA | 0 | 23 | 0% |
| 8,000+ | \$33,475,000 | 7 | 10 | 2 | 20 | 10% |

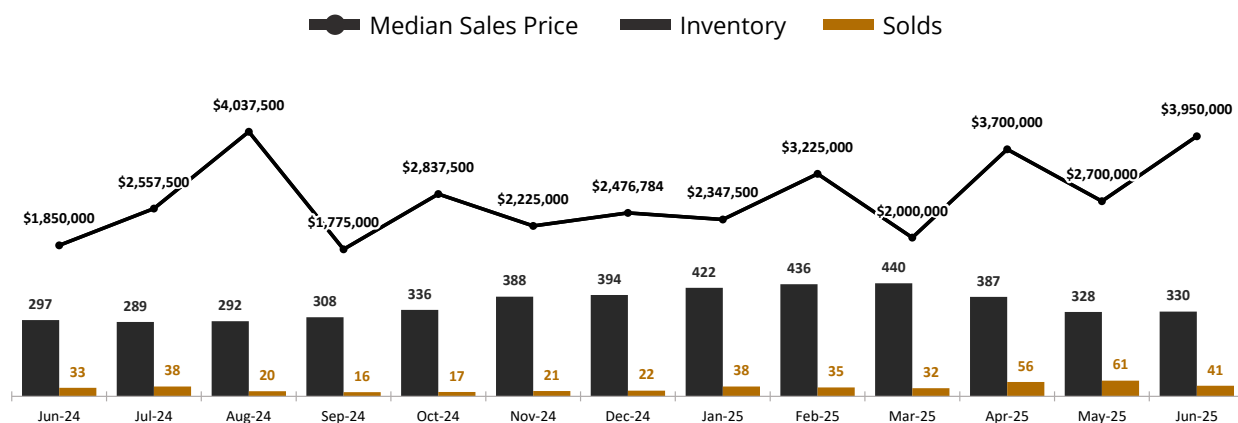
¹ The luxury threshold price is set by The Institute for Luxury Home Marketing. ²Sales Ratio defines market speed and market type: Buyer's < 12%; Balanced >= 12 to < 21%; Seller's >= 21%. If >100% MLS® data reported previous month's sales exceeded current inventory.

PALM BEACH TOWNS

SINGLE-FAMILY HOMES

Luxury Benchmark Price¹: **\$1,000,000**

13-MONTH LUXURY MARKET TREND⁴



MEDIAN DATA REVIEW | JUNE

TOTAL INVENTORY

Jun. 2024 Jun. 2025
297 330

VARIANCE: **11%**

TOTAL SOLD

Jun. 2024 Jun. 2025
33 41

VARIANCE: **24%**

SALES PRICE

Jun. 2024 Jun. 2025
\$1.85m \$3.95m

VARIANCE: **114%**

SALE PRICE PER SQFT.

Jun. 2024 Jun. 2025
\$997 \$1,039

VARIANCE: **4%**

SALE TO LIST PRICE RATIO

Jun. 2024 Jun. 2025
92.43% 92.22%

VARIANCE: **0%**

DAYS ON MARKET

Jun. 2024 Jun. 2025
53 101

VARIANCE: **91%**

PALM BEACH TOWNS MARKET SUMMARY | JUNE 2025

- The single-family luxury market is a **Balanced Market** with a **12% Sales Ratio**.
- Homes sold for a median of **92.22% of list price** in June 2025.
- The most active price band is **\$1,000,000-\$1,999,999**, where the sales ratio is **23%**.
- The median luxury sales price for single-family homes is **\$3,950,000**.
- The median days on market for June 2025 was **101** days, up from **53** in June 2024.

³Square foot table does not account for listings and sells where square foot data is not disclosed.

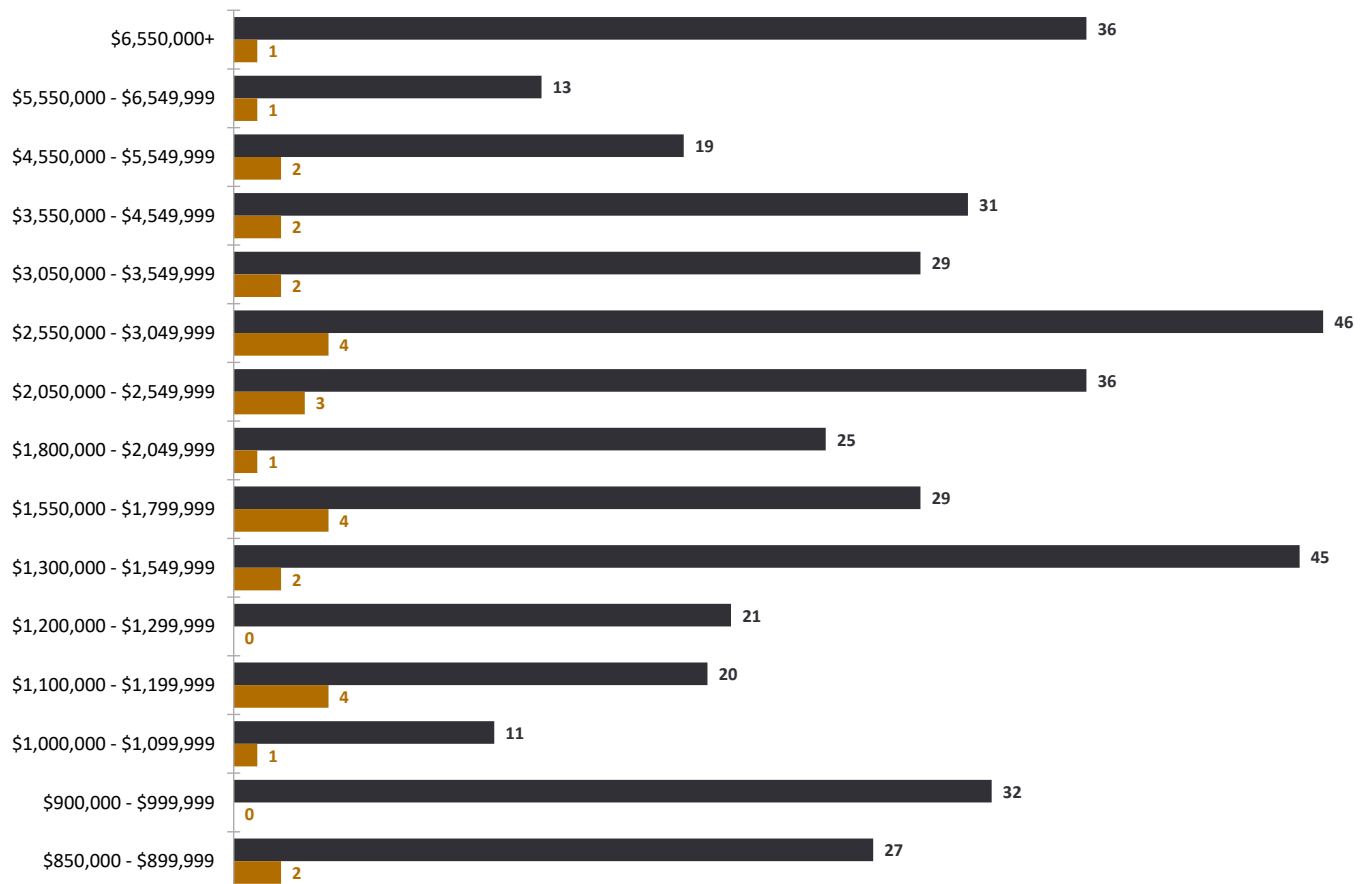
⁴Data reported includes Active and Sold properties and does not include Pending properties.

LUXURY INVENTORY VS. SALES | JUNE 2025

Total Inventory: **420**Total Sales: **29**Total Sales Ratio²: **7%**

Buyer's Market

Inventory Sales



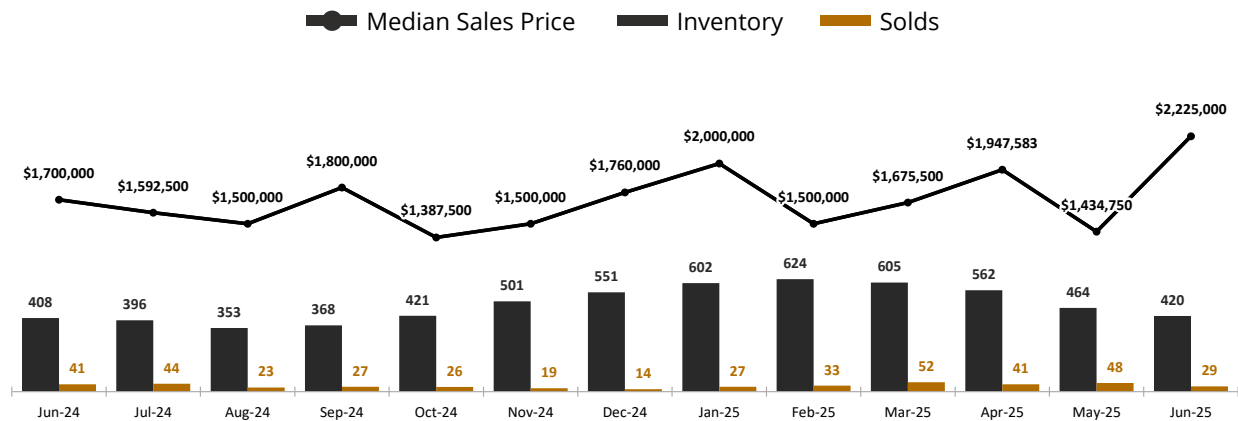
| Square Feet ³ -Range- | Price -Median Sold- | Beds -Median Sold- | Baths -Median Sold- | Sold -Total- | Inventory -Total- | Sales Ratio -Sold/Inventory- |
|-------------------------------------|------------------------|-----------------------|------------------------|-----------------|----------------------|---------------------------------|
| 0 - 999 | NA | NA | NA | 0 | 9 | 0% |
| 1,000 - 1,499 | \$1,150,000 | 2 | 2 | 5 | 77 | 6% |
| 1,500 - 1,999 | \$1,512,500 | 2 | 2 | 6 | 99 | 6% |
| 2,000 - 2,499 | \$1,799,000 | 3 | 3 | 5 | 113 | 4% |
| 2,500 - 2,999 | \$2,750,000 | 3 | 3 | 7 | 61 | 11% |
| 3,000+ | \$4,900,000 | 3 | 5 | 5 | 60 | 8% |

¹ The luxury threshold price is set by The Institute for Luxury Home Marketing. ² Sales Ratio defines market speed and market type: Buyer's < 12%; Balanced >= 12 to < 21%; Seller's >= 21%. If >100% MLS® data reported previous month's sales exceeded current inventory.

PALM BEACH TOWNS

ATTACHED HOMES
Luxury Benchmark Price¹: **\$850,000**

13-MONTH LUXURY MARKET TREND⁴



MEDIAN DATA REVIEW | JUNE

TOTAL INVENTORY

Jun. 2024 Jun. 2025
408 420

VARIANCE: **3%**

TOTAL SOLDs

Jun. 2024 Jun. 2025
41 29

VARIANCE: **-29%**

SALES PRICE

Jun. 2024 Jun. 2025
\$1.70m \$2.23m

VARIANCE: **31%**

SALE PRICE PER SQFT.

Jun. 2024 Jun. 2025
\$842 \$951

VARIANCE: **13%**

SALE TO LIST PRICE RATIO

Jun. 2024 Jun. 2025
92.57% 91.67%

VARIANCE: **-1%**

DAYS ON MARKET

Jun. 2024 Jun. 2025
86 113

VARIANCE: **31%**

PALM BEACH TOWNS MARKET SUMMARY | JUNE 2025

- The attached luxury market is a **Buyer's Market** with a **7% Sales Ratio**.
- Homes sold for a median of **91.67% of list price** in June 2025.
- The most active price band is **\$1,100,000-\$1,199,999**, where the sales ratio is **20%**.
- The median luxury sales price for attached homes is **\$2,225,000**.
- The median days on market for June 2025 was **113** days, up from **86** in June 2024.

³Square foot table does not account for listings and solds where square foot data is not disclosed.

⁴Data reported includes Active and Sold properties and does not include Pending properties.